



Appleby Engineering Limited

For all Emergency Standby & Prime Diesel Power Generation Requirements

APD110PE



**110 kVA / 88 kW
POWERED by PERKINS**



DIESEL GENERATOR 400/230 V – 50 HZ

MODEL			APD110PE
Power Pf. 0.8	Standby	kVA	110
		kW	88
	Prime	kVA	100
		kW	80

Standby : Continuous running at variable load for duration of an emergency. No overload is permitted on these ratings. In accordance with ISO 3046.

Prime : Continuous running at variable load for unlimited periods with 10% overload available for 1 hour in any 12 hour period. In accordance with ISO 8528, ISO 3046.

- ✓ High quality, reliable and complete power unit
- ✓ Compact design
- ✓ Easy start and maintenance possibility
- ✓ Every generating set is subject to a comprehensive test programme which includes full load testing and checking and providing of all control and safety shut down functions testing
- ✓ Fully engineered with a wide range of options and accessories: Canopy, sound proof canopy and on road trailer



Manufacturer reserves the right to make changes in model, technical specifications, color, equipment and accessories without prior notice.

ENGINE



PERKINS		
Model		1104C-44TAG2
Engine Power Output at rated rpm	kWm	99.5
	HP	133.4295
Aspiration and Cooling		Turbocharged&Intercooled
Total Displacement	Litre	4.4
No. of Cylinders and Build		4 - Inline
Engine Speed	rpm	1500
Bore and Stroke	mmxmm	105x127
Compression Ratio		18.23:1
Governor		Electronic
Fuel Consumption at full load	L/hr	22.6
Fuel Tank Capacity	Litre	154
Oil Capacity	Litre	8
Coolant Capacity	Litre	12.6
Radiator Cooling Air	m ³ /min	165.6
Air Intake – Engine	m ³ /min	6.01
Exhaust Gas Flow	m ³ /min	15.2

- ✓ Heavy duty Perkins diesel engine
- ✓ Four stroke, water cooled, turbocharged&Intercooled
- ✓ Direct injection fuel system
- ✓ Electronic Governor system
- ✓ 12 / 24 V D.C. starter and charge alternator
- ✓ Replaceable fuel filter, oil filter and dry element air filter
- ✓ Cooling radiator and fan
- ✓ Starter battery (with lead acid) including Rack and Cables
- ✓ Flexible fuel connection hoses and manual oil sump drain valve
- ✓ Industrial capacity exhaust silencer and steel bellows
- ✓ Jacket water heater(at automatic models)
- ✓ Operation manuals and circuit diagram documents

ALTERNATOR

Design	Brushless single bearing, revolving field
Stator	2/3 pitch
Rotor	Single bearing, flexible disc
Insulation System	Class H
Standard Temperature Rise	125 - 163°C Continuous
Exciter Type	Self Excited
Phase Rotation	A (U), B (V), C (W)
Alternator Cooling	Direct drive centrifugal blower fan
AC Waveform Total Harmonic Distortion	No load < 1.5%. Non distorting balanced inear load < 5%
Telephone Influence Factor (TIF)	<50 per NEMA MG1-22.43
Telephone Harmonic Factor (THF)	<2%

- ✓ Brushless, single bearing system, flexible disc, 4 poles
- ✓ Impregnation with tropicalised epoxy varnish
- ✓ Insulation class H
- ✓ Solid state Automatic Voltage Regulator
- ✓ Standard degree of protection IP21 (*IP22/IP23 is availab.)
- ✓ Stator winding with 2/3 pitch for improved harmonics
- ✓ Self-exciting and self-regulating

CONTROL SYSTEM

Control supervision and protection panel is mounted on the genset base frame.
The control panel is equipped as follows:



DSE 6020

1. Auto Mains Failure Control Panel

Panel equipments:

- ✓ Control with AMF module
- ✓ Static battery charger
- ✓ Emergency stop push button

a) Generating set control module DSE 6020 features:

- ✓ The module is used to monitor main supply and starts and stops of a standby generating set
- ✓ Micro-processor based design
- ✓ Automatic control of main and generator contactors
- ✓ Monitors engine performance and AC power output LED alarm indication
- ✓ Front panel configuration of timers and alarm trip points
- ✓ CAN and magnetic pick-up versions(specify on ordering)
- ✓ 4 digital inputs/3 analogue inputs
- ✓ 6 outputs(4 configurable on Magnetic Pick-up, 6 configurable on CANbus version)
- ✓ Easy push button control
STOP/RESET - MANUAL - AUTO - TEST – START

b) Metering via LED display:

- ✓ Generator Volts (L-L / L-N)
- ✓ Engine oil pressure (PSI-Bar)
- ✓ Generator Ampere (L1,L2,L3)
- ✓ Engine temperature (° C&° F)
- ✓ Generator Frequency (Hz)
- ✓ Plant battery volts
- ✓ Engine hours run
- ✓ Mains Volts (Ph-Ph/Ph-N)

Generator kVA
Generator kW
Generator Cos (σ)

c) Alarms:

- ✓ Over and Under Speed
- ✓ Low and High Battery Volt.
- ✓ Start and Stop Failure
- ✓ Charge fail
- ✓ Over Current
- ✓ Under / Over Generator Voltage
- ✓ Low Oil Pressure
- ✓ Emergency stop
- ✓ High engine temperature

d) LED Indications:

- ✓ Mains available
- ✓ Generator available
- ✓ Mains on load
- ✓ Generator on load

2. Power Outlet Terminal Board Mounted on the Genset Base frame

OPTIONS

Diesel Engine

- ✓ Oil heater

Alternator

- ✓ 3/4 Pole Output Circuit Breaker
- ✓ Anti-condensation Heater

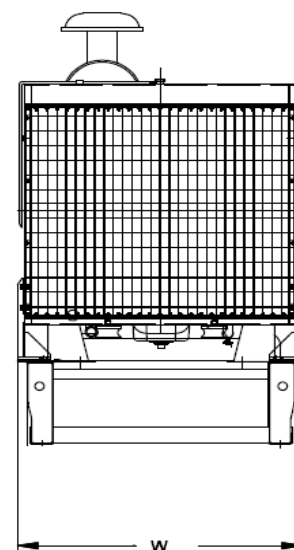
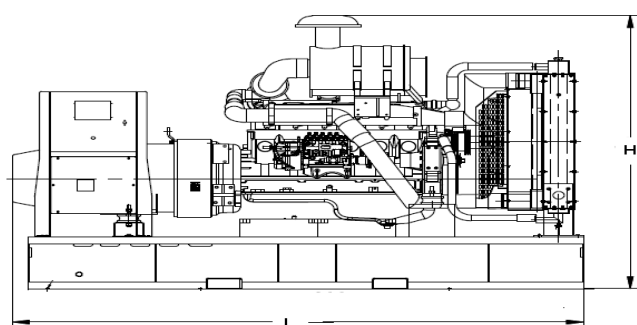
Panel

- ✓ Charge ammeter
- ✓ Transfer Switch 3Pole
- ✓ Transfer Switch 4 Pole
- ✓ Earth Fault ,single set

Accessories

- ✓ Bulk fuel tank
- ✓ Automatic filling system
- ✓ Fuel-water separator filter
- ✓ Low fuel level alarm
- ✓ Residential silencer
- ✓ Enclosure or sound proof canopy
- ✓ Trailer
- ✓ Manual oil drain pump
- ✓ Tool kit for maintenance

CHASSIS

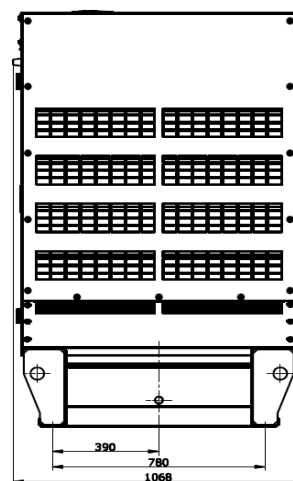
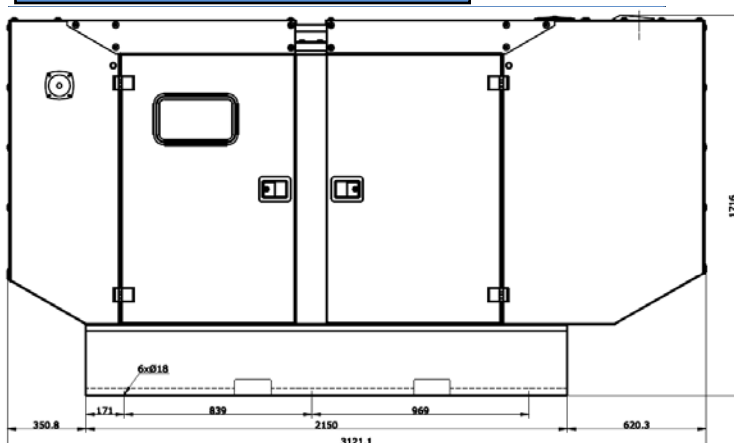


- ✓ The complete gen-set is mounted as whole on a heavy-duty fabricated, steel base frame
- ✓ Antivibration pads are fixed between the engine/ alternator feet and the base frame
- ✓ Base frame design incorporates an integral fuel tank (Up to 750 kVA)
- ✓ The generating set can be lifted or carefully pushed/ pulled by the base frame
- ✓ Dial type fuel gauge and drain plug on the fuel tank
- ✓ Forklift pockets within base frame (up to 500kVA)

DIMENSIONS

OPEN TYPE		
DIMENSIONS (LxWxH)	mm	1860x900x1315
DRY WEIGHT	kg	1050
SOUND ATTENUATED TYPE		
DIMENSIONS (LxWxH)	mm	3121x1068x1716
DRY WEIGHT	kg	1282

CANOPY



- ✓ All canopy parts are designed with modular principles
- ✓ Without welding assembly
- ✓ Doors on each side
- ✓ All metal canopy parts are painted by electrostatic polyester powder paint
- ✓ Exhaust silencer is protected against environment influences
- ✓ Thermally insulated engine exhaust system
- ✓ Emergency stop push button is installed outside of the canopy
- ✓ Easy lifting and moving
- ✓ Easy maintenance and operation

Appleby Engineering Limited

PO Box 71 011, Rosebank, Auckland
 ☎ 09 820 2261. ☎ 09 820 2455
 Unit D, 193 Waterloo Road, Christchurch
 ☎ 03 349 2030. ☎ 03 349 2026
 E-mail: sales@genset.co.nz
www.genset.co.nz

